
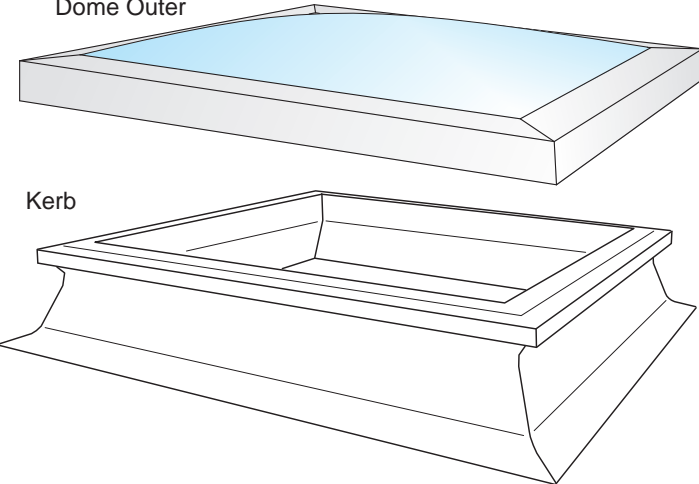
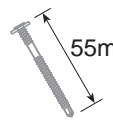



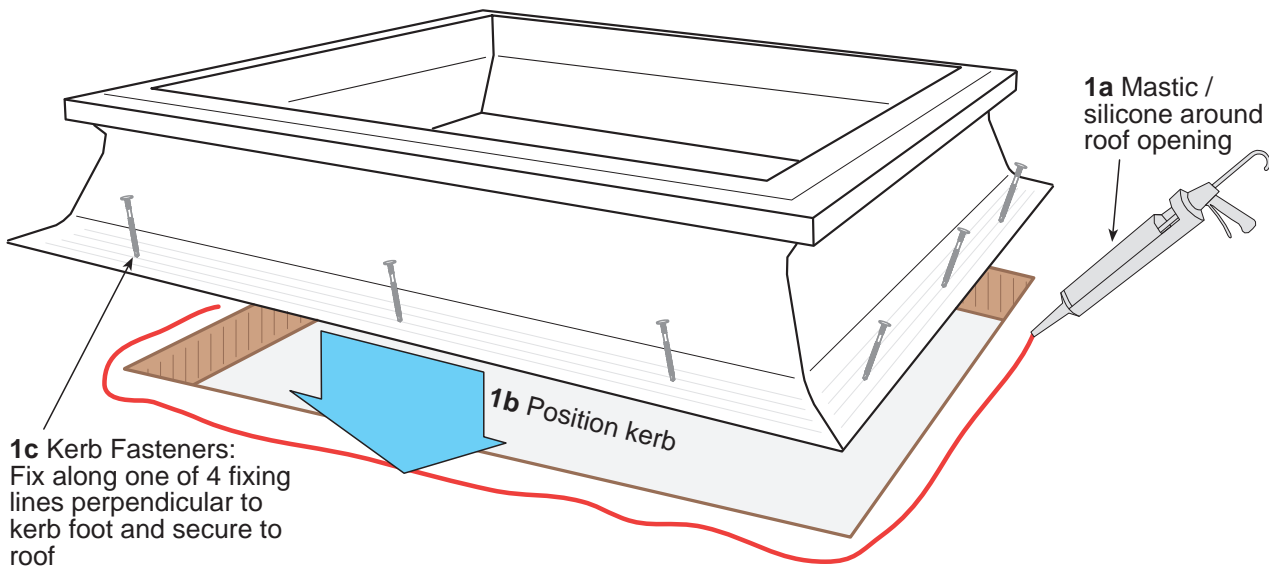
Daylight Systems

Installation: Mardome Ultra with sloping kerb Triple skin / unvented & vented

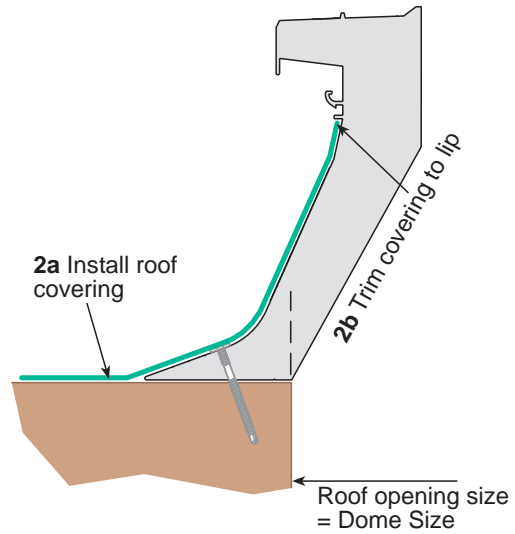
Parts in this Mardome kit		Length of side				
 Dome Outer  Kerb		600, 750	900, 1050, 1200	1350, 1500	1800	2400
	Number per side  55mm	Kerb fastener 2 3 4 5 5 (Packaged in packs of 5)				
	 Key	2				

(Please unpack and check all parts are included and undamaged)

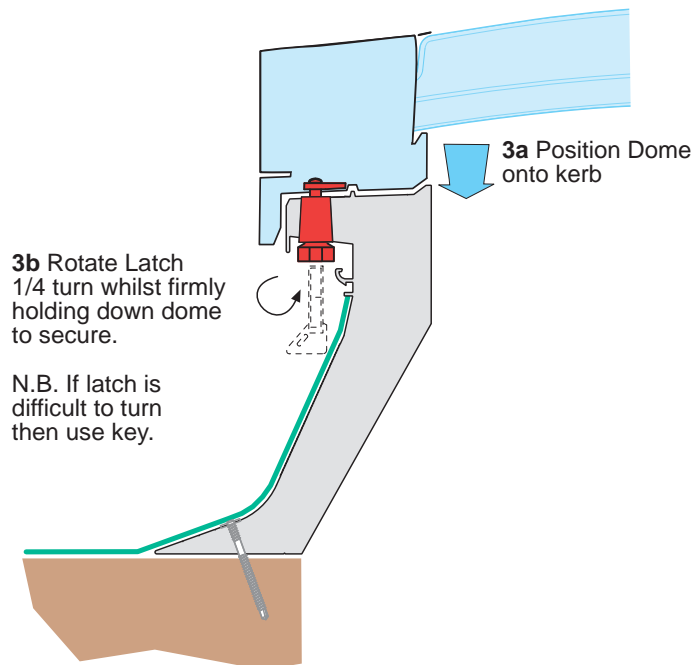
Kerb Installation



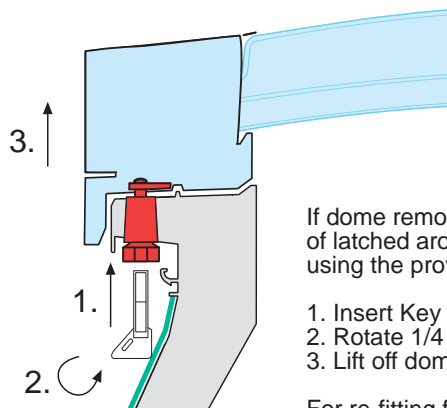
2 Roof covering Installation



3 Dome Installation



Further Information Key opening of Ultra Latch



If dome removal is required then the series of latched around the kerb can be released using the provided key.

1. Insert Key
2. Rotate 1/4 turn to operate
3. Lift off dome assembly

For re-fitting follow section 3

Coventry
Alderman's Green Ind Est
Coventry
CV2 2QU
Tel: 024 7660 2022
Fax: 024 7660 2745
e-mail: daylight@brettmartin.com
www.daylightsystems.com



Daylight Systems